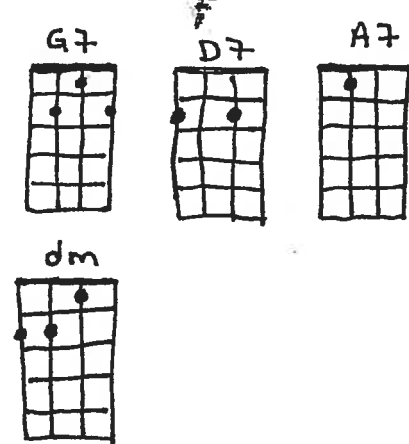


# Let It Snow

Intro: G7 C

C G7 C  
 Oh, the weather outside is frightful,  
 D7 G7  
 But the fire is so delightful,  
 Dm A7 D7  
 And since we've no place to go,  
 G7 C  
 Let it snow, let it snow, let it snow.



C G7 C  
 It doesn't show signs of stopping,  
 D7 G7  
 And I brought some corn for popping;  
 Dm A7 D7  
 The lights are turned way down low,  
 G7 C  
 Let it snow, let it snow, let it snow.

G  
 When we finally kiss good night,  
 Am D7 G  
 How I'll hate going out in the storm;

But if you'll really hold me tight,  
 A7 D7 G G7  
 All the way home I'll be warm.

C G7 C  
 The fire is slowly dying,  
 D7 G7  
 And, my dear, we're still good-bye-ing,  
 Dm A7 Dm  
 But as long as you love me so.  
 G7 C  
 Let it snow, let it snow, let it snow.

# UP ON THE HOUSETOP

Words and Music by  
BENJAMIN RUSSELL HANBY

**Brightly**



Rhy. Opt. 1



Up on the house - top rein-deer pause, out jumps good old San - ta Claus.

3	3	5	3	0	1	0	3	5	5	3	0	3	3	3
T	A	B			T	A	B	T	A	B		T	A	B

Rhy. Opt. 2

3	3	5	3	0	0	0	3	3	X	5	5	3	0	3	3	3	3	X
1	1	1	1	1	1	1	1	1	1	6	6	1	1	3	0	0	0	0
0	0	0	0	0	0	0	0	0	X	5	5	0	0	0	0	0	0	X
2	2	2	2	2	2	2	2	2	X	3	3	2	2	3	3	3	3	X



5 *Cont. rhy. simile*

Down thro' the chim - ney with lots of toys, all for the lit - tle ones, Christ-mas joys.

3	3	5	3	0	3	1	0	3	5	5	5	3	3	0	3	3	1	
T	A	B			T	A	B	T	A	B		T	A	B		T	A	B

3	3	5	3	0	0	0	3	3	X	5	5	3	0	3	3	3	3	X
1	1	1	1	1	1	1	1	1	X	6	6	1	1	3	0	0	0	0
0	0	0	0	0	0	0	0	0	X	5	5	0	0	0	0	0	0	X
2	2	2	2	2	2	2	2	2	X	3	3	2	2	3	3	2	2	X

Ho, ho, ho! Who would-n't go! Ho, ho, ho! Who would-n't go!

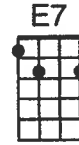

Up on the house-top, click, click, click, down thro' the chim-ney with good Saint Nick.



# Rudolf The Red Nosed Reindeer — John Marks



19



(C) Rudolph, the red-nosed reindeer  
 Had a very shiny (G) nose,  
 And if you ever saw it,  
 (G7) You would even say it (C) glows.  
 All of the other reindeer  
 Used to laugh and call him (G) names  
 They never let poor Rudolph  
 (G7) Join in any reindeer (C) games. (C7)

(F) Then one foggy (C) Christmas Eve  
 (G) Santa came to (C) say,  
 (G) "Rudolph with your (E7) nose so bright,  
 (D) Won't you guide my (G7) sleigh tonight?"  
 (C) Then all the reindeer loved him  
 And they shouted out with (G) glee,  
 "Rudolph the red-nosed reindeer,  
 (G7) You'll go down in (C) history! "

# Jingle Bells

Christmas on the Ukulele

<http://www.mammothgardens.com/christmas>

November 6, 2013  
Arranged by Gary Jugert  
James Lord Pierpont 1857

Melody  $\text{♩} = 140$

G C

Dash-ing through the snow in a one horse o - pen sleigh. O'er the fields we  
day or two a - go oh I thought I'd take a ride Soon Miss Fan - ny

Ukulele

Ukulele

6 G

go laugh-ing all the way. Bells on bob-tails ring ma - king spir - its  
Bright was seat - ed by my side. The horse was lean and lank. Mis for tune seemed his

Ukulele

Ukulele

12 G

bright. Oh what fun it is to sing a sleigh-ing song to - night. Oh, Jin - gle bells.  
lot. Got in - to a drift - ed bank and then we got up - sot. Oh, Jin - gle bells.

Ukulele

Ukulele

# Jingle Bells

18

C Cm G A7

Jin - gle bells. Jin - gle all the way. Oh what fun it is to ride in a one horse o - pen  
 Jin - gle bells. Jin - gle all the way. Oh what fun it is to ride in a one horse o - pen

2 2 2 2 5 3 0 2 3 3 3 3 3 2 2 2 2 2 2 0 0 2

24

D7 G C Cm

sleigh. Hey! Jin - gle bells. Jin - gle bells. Jin - gle all the way. Oh what fun it  
 sleigh. Hey! Jin - gle bells. Jin - gle bells. Jin - gle all the way. Oh what fun it

0 6 2 2 2 2 2 2 2 5 3 0 2 3 3 3 3

30

G D7 G G

1, 2. D.S. al Fine 3.

is to ride in a one horse o - pen sleigh. Oh sleigh.  
 is to ride in a one horse o - pen sleigh. Oh sleigh.

3 2 2 2 2 5 5 3 0 3 2 0 2 3 2 2 2 2 5 5 3 0 3 2 0 2 3 3 10

## White Christmas

Intro: G D G

G C D  
I'm dreaming of a white Christmas  
C D G  
just like the ones I used to know  
G G7 C Cm  
Where the tree tops glisten and children listen  
G D7  
To hear sleigh bells in the snow  
G C D  
I'm dreaming of a white Christmas  
C D G  
with every Christmas card I write  
G G7 C Cm  
May your days be merry and bright  
G D G  
And may all your Christmas's be white,

COLORADO CHRISTMAS

by: The Nitty Gritty Dirt Band

Corrected Version!!!!

C Dm  
Looking out the window of this Hollywood hotel,  
G G7 C  
You'd never know that it was Christmas eve.  
C Dm  
The billboards and the neon took the place of silver bells,  
G G7 C  
And the temperature is 84 degrees.  
Am Em  
I can hear the traffic on the crowded strip below  
Am Em  
As palm trees poke their heads above the scene  
C Dm  
But, there's not a single reindeer and it hardly ever snows,  
G G7 C  
And Santa drives a Rolls Royce limosine.

-----  
REFRAIN:

Am Em  
But all along the Rockies you can feel it in the air  
Am Em  
From Telluride to Boulder down below  
C Dm  
The closest thing to heaven on this planet anywhere  
G G7 C  
Is a quiet Christmas morning in the Colorado snow.

-----  
C Dm  
I remember Christmases when I was just a boy  
G G7 C  
In the morning I would run to see the tree.  
C Dm  
And the carolers on the hillside sang their songs of Christmas joy  
G G7 C  
Well, I always thought they sang them just for me.  
Am Em  
Now the sun is setting in the California sky  
Am Em  
And I can't find the spirit anywhere  
C Dm  
So I think it's time for me to tell Los Angeles goodbye  
G G7 C  
I'm going back home to look for Christmas there.

REPEAT REFRAIN & End: It's a (G) quiet Christmas morning in the (G7) Colorado (C) snow.

## **“Rockin’ Around The Christmas Tree”**

**C**                    **C**                    **G7**            **G7**  
Rockin’ around the Christmas tree, at the Christmas party hop  
**G7**                    **G7**                    **G7**                    **C**  
Mistletoe hung where you can see every couple tries to stop  
**C**                    **C**                    **G7**                    **G7**  
Rockin’ around the Christmas tree, let the Christmas spirit ring  
**G7**                    **G7**                    **G7**                    **C**  
Later we’ll have some pumpkin pie and do some Caroling!

**F**                    **F**                    **Em**                    **Em**  
You will get a sentimental feeling when you hear  
**Am**                    **Am**                    **D7**                    **G7**  
Voices singing “Let’s be jolly, deck the halls with boughs of holly”  
**C**                    **C**                    **G7**                    **G7**  
Rockin’ around the Christmas tree, have a happy holiday  
**G7**                    **G7**                    **G7**                    **C**  
Everyone dancin’ merrily in the new old fashioned way!

# Miss Fogarty's Christmas Cake

Frank Horn, words and music

$\text{♩} = 70$

VERSE

As I sat at my win - dy last eve - nin', The  
 Miss Mul - li - gan want - ed to taste it, But  
 Mrs Fo - gar - ty proud as a pea - cock, Kep'  
 Ma lo - ney was took with the col - ic, Mc

A

DUL D 0 3 2 3 4 3 1 0 3 3 4

let - ter man brought un - to me, A lit - tle gilt - edg'd in - vi - ta - tion, Sayin' Gil  
 real - ly there was - n't no use, They work'd at it o - ver an hour, And the  
 smil - in' and blink - in' a - way, 'Til she fell o - ver Flan - i - gan's bro - gans And  
 Nul - ty com - plain'd of his head, Mc Fad - den laid down on the so - fy And

A

DUL D 5 4 5 6 5 4 7 7 7 8 6 4 5 6 5 3 3

hoo - ly come o - ver to tea, Sure I knew that the Fo - gar - ty's  
 count - n't get none of it loose, 'Till Fo - gar - ty wint for the  
 spill'd a whole brew - in' of tay, "Oh, Gil - hoo - ly" she cried "you're not  
 swore that he wish'd he was dead, Miss Da - ly fell down in hy -

A

DUL D 4 7 2 4 3 1 0 0 0 2 4 6 5 4

sent it, So I wint just for old friend - ship's sake, And the  
 hatch - et, And Kil - ly came in with a saw, That  
 'a - tin', Try a lit - tle bit more for my sake, "No,  
 ster - ics And there she did wrig - gle and shake. While

A

DUL D 4 3 3 3 3 2 3 4 3 4 1 3 2

first thing they gave me to tack - le, was a slice of Miss Fo - gar - ty's cake.  
 cake was e - nough by the pow - ers, To par - a - lize a - ny man's jaw.  
 thanks Mis - ses Fo - gar - ty," sez I, "But I'd like the re - sate of that cake.  
 ev' - ry man swore he was poi - son'd thro' 'a - tin' Miss Fo - gar - ty's cake.

A

DUL D 1 1 2 3 2 1 0 3 3 3 2 1 0 6 5 4 3

**CHORUS**

G C G G D G

There was plums and prunes and cher-ries, And cit-ron and rai-sons and cin-ny-mon too. There was

A 1

DUL D 0 0 1 0 3 3 4 5 6 5 4 3 4 5 3 1 0 0

G C G A D

nut-meg cloves and ber-ries, And the crust it was nail'd on with glue. There was

A 1

DUL D 0 1 0 3 2 3 4 5 4 3 2 1 0 2 3

D G A D

car-ro-way seeds in a-bund-ance, Sure 'twould build up a fine sto-mach-ache, You would

A

DUL D 6 5 6 4 5 6 5 3 2 3 4 5 4 1 2 3 4 7 7

G C D G

kill a man twice af-ter 'a-ting a slice of Miss Fo-gar-ty's Christ-mas cake. \_\_\_\_\_

A

DUL D 7 6+ 7 5 6 7 6 5 6 1 4 3 2 1 0 5 4 3

Notes: Copyright 1883 by W F Shaw  
 Thank you McKenzieMusic for the chords

# O CHRISTMAS TREE

(O Tannenbaum)

OLD GERMAN CAROL

Moderate waltz



Rhy. Opt. 1



O Christ-mas tree, O Christ-mas tree, you stand in ver - dant beau - ty! O

Musical notation for the first system, including vocal line and guitar accompaniment.

Rhy. Opt. 2

Musical notation for the second system, including vocal line and guitar accompaniment.

5 *Cont. rhy. simile*



Christ-mas tree, O Christ-mas tree, you stand in ver - dant beau - ty. Your

Musical notation for the third system, including vocal line and guitar accompaniment.

Musical notation for the fourth system, including vocal line and guitar accompaniment.

9

Gm C7 F

boughs are green in sum-mer's glow and do not fade in win-ter's snow. O

3 0 5 3 3 1 1 1 1 3 3 1 1 0 0

3 0 5 5 3 3 1 1 1 1 3 3 1 0 0

2 5 5 0 0 0 0 0 0 0 3 3 3 2 2 0

13

C F C7 F

Christ-mas tree, O Christ-mas tree, you stand in ver-dant beau-ty!

1 1 1 3 0 0 0 0 3 0 1 0 3 1

1 0 0 1 0 0 0 0 3 0 0 0 3 0 1 0

2 0 0 2 0 0 0 0 0 0 0 0 0 0 0 2

# All I want for Christmas

Arr Laura McCutchen

C D7  
All I want for Christmas is my two front teeth,  
G7 C  
My two front teeth, see, my two front teeth.  
C D7  
Gee if I could only have my two front teeth,  
G7 C  
Then I could wish you Merry Christmas.

F C G7 C  
It seems so long since I could say, "Sister Susie's sitting on a thistle."  
Am D7 G7  
Gosh oh gee, how happy I'd be if I could only whistle (th-h-h-h-h-h).

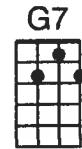
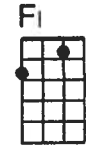
C D7  
All I want for Christmas is my two front teeth,  
G7 C  
My two front teeth, yes, my two front teeth.  
C f  
Gee if I could only have my two front teeth,  
G7 C  
Then I could wish you Merry Christmas.



# Frosty The Snowman—Nelson&Rollins



(C) Frosty the Snowman was a (F) jolly, (G7) happy (C)  
 soul,  
 With a (F) corncob pipe and a (C) button nose  
 And two (G7) eyes made out of (C) coal.  
 Frosty the Snowman is a (F) fairy (G7) tale they (C) say,  
 He was (F) made of snow but the (C) children know  
 How he (Dm) came to (G7) life one (C7) day.



There (F) must have been some (Em) magic in that  
 (Dm) Old silk (G7) hat they (C) found,  
 For (G) when they placed it on his head,  
 He (Am) began to (D7) dance (G) around.

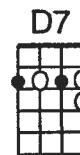


(C) Frosty the Snowman was (F) alive as (G7) he could (C) be,  
 And the (F) children say he could (C) dance and play  
 Just the (Dm) same as (G7) you and (C) me.

Frosty the Snowman knew the (F) sun was (G7) hot that (C)  
 day,  
 So he said (F) "Let's run, we'll have (C) lots of fun  
 Now (G7) before I melt (C) away."



Down in the village with a (F) broomstick (G7) in his (C)  
 hand,  
 Running (F) here and there all (C) around the square  
 Saying (Dm) "Catch me (G7) if you (C7) can!"



He (F) lead them down the (Em) streets of town  
 Right (Dm) to a (G7) traffic (C) cop,  
 And he (G) only paused one moment when  
 He (Am) heard them (D7) holler (G) " Stop!"

For (C) Frosty the Snowman had to (F) hurry (G7) on his (C) way,

# DECK THE HALLS

TRADITIONAL CAROL

Moderately

**Rhy. Opt. 1**

G Em G D G D G

Deck the halls with boughs of hol - ly. Fa la la la la la la la la.

5 3 2 0 | 3 0 2 3 | 0 2 3 0 2 0 | 3 2 3

**Rhy. Opt. 2**

5 3 3 2 0 | 0 0 2 3 | 0 2 3 0 2 0 | 3 2 3

0 2 3 3 | 0 4 0 3 | 2 2 3 0 2 0 | 0 2 3 0

**Cont. rhy. simile**

G Em G D G D G

5 'Tis the sea - son to be jol - ly. Fa la la la la la la la la.

5 3 2 0 | 3 0 2 3 | 0 2 3 0 2 0 | 3 2 3

5 3 3 2 0 | 0 0 2 3 | 0 2 3 0 2 0 | 3 2 3

0 2 3 3 | 0 4 0 3 | 2 2 3 0 2 0 | 0 2 3 0

ROL

9

D G D7 5fr. G Em D A7 D

Don we now our gay ap-par - el. Fa la la la la la la la la.

0 2 3 0 2 3 5 0 7 8 10 7 9 10 9 7 5

0 2 2 3 0 2 3 3 5 5 2 3 5 7 9 10 9 7 5  
2 2 2 2 2 2 3 3 5 5 3 3 7 7 9 10 10 9 7 6  
0 2 2 2 0 2 3 3 5 5 0 0 7 7 0 9 7 6

13

G Em G C G D7 G

Troll the an - cient Yule - tide car - ol. Fa la la la la la la la la.

5 3 2 0 3 0 2 3 7 7 7 7 5 3 2 0 3

5 3 3 2 0 0 2 3 7 7 7 7 5 3 2 0 2  
0 2 3 3 2 0 4 2 3 7 7 7 5 3 2 0 2  
0 2 2 2 0 0 0 3 9 9 9 9 4 3 0 2 0

# We Wish You A Merry Christmas

Christmas on the Ukulele  
<http://www.mammothgardens.com/christmas>

October 13, 2013  
 Arranged by Gary Jugert  
 Traditional

♩ = 120

C F D G7

Melody

Ukulele

Tuff Uke

We wish you a mer-ry Christ-mas. We wish you a mer-ry Christ-mas. We

E 4fr. Am Dm G7 C G

6

6

wish you a mer-ry Christ-mas and a hap-py new year. Good tid-ings to you where

D7 G C G D G7 C

12

12

ev-er you are. Good tid-ings for Christ-mas and a hap-py new year. We

# We Wish You A Merry Christmas

18

C F D G7 E

18 wish you a mer-ry Christ-mas. We wish you a mer-ry Christ-mas. We wish you a mer-ry

3 3 5 3 2 0 0 0 5 5 7 5 3 2 3 3 7 7 8 7 5

3 3 5 3 2 0 0 0 5 5 7 5 3 2 7 7 8 7 5

0 0 0 0 1 1 2 2 1 2 1 2 4 4 4 4

0 0 0 0 2 2 2 2 0 0 0 4 4 4

23

A m D m G7 C C

1. 2.

23 Christ - mas and a hap - py new year. We year.

3 0 3 3 0 5 2 3 3 3 3

3 0 3 3 0 5 2 3 3 3 3

0 0 0 3 1 1 1 0 0 0 0

2 2 2 2 2 2 0 0 0 0 0

# AULD LANG SYNE

Words by  
ROBERT BURNS

TRADITIONAL SCOTTISH AIR

Moderately

Rhy. Opt. 1

Chord diagrams: C (x32010), G7 (x23020), C (x32010), Am (x02013), Dm7 (x2314), G7 (x23020).  
Rhythmic notation: 3 eighth notes, quarter note, quarter note, quarter note, quarter note, quarter note, quarter note, quarter note.

Should auld ac-quain - tance be for - got and

Fretboard diagram: 3, 3, 2 3 7, 5, 8 5 7








Rhy. Opt. 2

Fretboard diagram: 3 0 0 0 0 1, 3 0 0 0 0, 3 1 2 1 2 1 2 1

nev - er brought to mind? Should auld ac-quain - tance


Chord diagrams: C (x32010), C7 (x32010), F (x11332), G7 (x23020), C (x32010), Am (x02013).  
Fretboard diagram: 8 8, 7 10 12, 12, 10, 7 7 8

Fretboard diagram: 3 0 0 0 1 0 0, 0 1 0 1 1 2 1, 3 0 0 0 3 0 0

















be for - got and days of auld lang syne? For

T 5 8 5 7 8 0 0 3 3 12  
 B




T 3 1 2 1 1 2 1 3 0 0 0 2 3 0 0 2  
 B 2 2 0 2 2 0 2 0 0 2 0 0 0


















auld lang syne, my dear, for auld lang syne. We'll

T 10 7 7 8 5 8 5 12 10 7 7 10 12 12  
 B



T 3 0 0 3 0 0 3 1 2 1 2 1 3 0 0 1 0 0 0 0 1 0 1 2 1 1  
 B 0 0 2 0 0 2 2 0 0 2 0 0 0 0 0 2 0 0 0 0 0 0 0

take a cup of kind - ness yet, for auld lang syne.

T 10 7 7 8 5 8 5 7 3 0 0 3 3  
 B



T 3 0 0 3 0 0 2 1 1 2 2 3 0 0 0 2 3 0 0 3  
 B 0 0 2 0 0 0 0 2 2 2 0 0 2 2 0 0 0 0 0

# Auld Lang Syne

Christmas on the Ukulele  
<http://www.mammothgardens.com/christmas>

November 7, 2013  
Arranged by Gary Jugert  
Robert Burns 1788

$\text{♩} = 100$

**Chords:** F, Dm, Gm, C, Dm, Bb, F

**Chords:** F, Dm, Gm, C, Dm, F7, Bb, F, Dm

**Chords:** Gm, C, Dm, Bb, F, Bb, F, Dm, Gm, C, F, F7

**Chords:** Bb, F, Dm, Gm, C, Dm, Bb, F, F

**Lyrics:**  
Instrumental first time. Sing and strum on repeat.  
auld ac-quin-tance be for-got and ne-ver brought to mind? Should auld ac-quin-tance  
be for-got and days of auld lang syne? For auld lang syne my dear, for auld lang  
syne; we'll take a cup of kind-ness yet for auld lang Should syne.

**1. 2.**