

when we were young
JUNE 2018



boulder ukulele group

www.boulderukulelegroup.com

Forever Young - Bob Dylan

N/C = No chord

^G
May God bless and keep you always

^{Bm}
May your wishes all come true

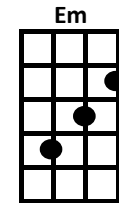
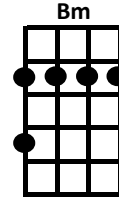
^{Em}
May you always do for others

^G ^D
And let others do for you

^G
May you build a ladder to the stars

^{Bm}
And climb on every rung

^C ^D ^{N/C} ^G
And may you stay forever young



Chorus:

^D
Forever young,

^{D7} ^{Em}
Forever young,

^C ^D ^{N/C} ^G
May you stay, forever young

^G
May you grow up to be righteous

^{Bm}
May you grow up to be true

^{Em}
May you always know the truth

^G ^D
And see the lights surrounding you

^G
May you always be courageous

^{Bm}
Stand upright and be strong

^C ^D ^{N/C} ^G
And may you stay forever young

Hawai'i Aloha

Words and Music By: Lorenzo Lyons, 1807-1886, James McGranahan, 1840-1907 english translation, Annie Kanahele and Edith Wolfe

He Mele Aloha: 045

SOLFEGE: drmmfmmddL

☞ **Source: Na Mele o Hawai'i Nei by Elbert & Mahoe - One of the most beloved songs written by Rev. Lorenzo Lyons, also known as Makua Laiana, was taken from an old hymn "I Left It All With Jesus" composed by James McGranahan (1840-1907). Rev. Lyons arrived as a missionary in Waimea, Hawai'i, July 16, 183. He translated more than 900 hymns, became a citizen of Hawai'i and died in Waimea, Oct. 6, 1886. Hawai'i Aloha was considered by the Hawai'i State Legislature in 1967 and by the Hawai'i State Constitutional Convention in 1978 to become the official state song. Traditionally, the last verse and chorus is sung with all hands raised above heads. The act of raising hands is most especially important to advocates of the Hawaiian sovereignty movement.**

Sample Song List:

Artist, Album, Date

Kawaiahao Church Choir, "Hawai'i Aloha"

Daniel Ho, "Mysteries", 1999

George Kahumoku Jr, E Lili'u, 1995

John Keawe, Aloha Kaikua`ana, 2002

Ray Kane, Punahele, 1994

Hawai'i Aloha

Key of G Major (♯) 4/4 Time

Song Structure:

Verse – 16 bars

| I | | I7 IV | I | | V7 | | I | | | I7 IV | I | | V7 | | I | |

Hui – 16 bars

| I IV | | I | | | V7 | | I | I7 IV | I | | V7 | | | I | |

-- Repeat --

Kika Ki Ho'alu Basic Chords (Taro Patch G Tuning – DGDGBD)

<p>I = G Major</p> <p>Root G (I)</p> <p>G Chord Form</p> <p>5 1 5 1 3 5 </p> <p>D G D G B D</p>	<p>I7 = G7</p> <p>Root G7 (I7)</p> <p>G7 Chord Form</p> <p>5 1 5 1 3 7b </p> <p>D G D G B F</p>	<p>IV = C Major</p> <p>Root C (IV)</p> <p>C Chord Form</p> <p>3 5 3 5 5 1 3 5 </p> <p>E G E G C E</p>	<p>V7 = D7</p> <p>Root D7 (V7)</p> <p>D7 Chord Form</p> <p>3 5 3 5 7b 3 </p> <p>F# A F# A C F#</p>
<p>Inversion G (I)</p> <p>E Chord Form</p> <p>same as standard G</p> <p>1 3 1 3 5 1 </p> <p>D G D B D G</p>	<p>Inversion G7 (I7)</p> <p>E7 Chord Form</p> <p>7b 3 1 3 5 7b </p> <p>F G D B D F</p>	<p>Inversion C (IV)</p> <p>G Chord Form</p> <p>5 1 5 1 3 5 </p> <p>G C G C E G</p>	<p>Inversion D7 (V7)</p> <p>C7 Chord Form</p> <p>3 5 3 7b 1 3 </p> <p>F# A F# C D F#</p>

Ukulele Basic Chords (C Tuning – GCEA)

<p>I = G Major</p> <p>Root G (I)</p> <p>F Chord Form</p> <p>Two Bs</p> <p>Two 3s</p> <p>3 5 1 3 </p> <p>B D G B</p>	<p>I7 = G7</p> <p>Root G7 (I7)</p> <p>G7 Chord Form</p> <p>1 5 7b 3 </p> <p>G D F B</p>	<p>IV = C Major</p> <p>Root C (IV)</p> <p>C Chord Form</p> <p>Two Cs</p> <p>Two 1s</p> <p>5 1 3 1 </p> <p>G C E C</p>	<p>V7 = D7</p> <p>Root D7 (V7)</p> <p>C7 Chord Form</p> <p>5 Low</p> <p>5 1 3 7b </p> <p>A D F# C</p>
<p>Inversion G (I)</p> <p>D Chord Form</p> <p>Two Ds</p> <p>Two 5s</p> <p>5 1 3 5 </p> <p>D G B D</p>	<p>Inversion G7 (I7)</p> <p>E7 Chord Form</p> <p>3 7b 1 5 </p> <p>B F G D</p>	<p>Inversion C (IV)</p> <p>A Chord Form</p> <p>Two Cs</p> <p>Two 1s</p> <p>1 3 5 1 </p> <p>C E G C</p>	<p>Inversion D7 (V7)</p> <p>A7 Chord Form</p> <p>7b Low</p> <p>7b 3 5 1 </p> <p>C F# A D</p>

Performance Notes: Each line of the verse has a two beat pickup. This is traditionally the last song at Hawai'ian gatherings sung before dispersing. This song may be too high to sing in the key of G. If so, slack the kika to Taro Patch F and play the ukulele chords as F, F7, Bb, and C7. The closing line "E Hawai'i, aloha ē" is often repeated as the parting line.

Hawai'i Aloha

Additional Verses:

**E ha`i mai kou mau kini lani ou
Kou mau kupa aloha, e Hawai`i
Nā mea `ōlino kamaha`o no luna mai
E Hawai`i aloha ē**

*May your divine throngs speak
Your loving people, o Hawai`i
The holy light from above
O beloved Hawai`i*

**Nā ke Akua E mālama mai iā `oe
Kou mau kualona aloha nei
Kou mau kahawai `ōlinolino mau
Kou mau māla pua nani ē**

*May God protect you
Your beloved ridges
Your ever glistening streams
Your beautiful gardens*

Hawai'i Aloha - Words by Rev. Lorenzo Lyons, Music by James

F Bb
 E Hawai'i e ku'u one hānau e
 C7 F
 Ku'u home kulaīwi nei
 F Bb F
 'Oli nō au i nā pono lani ou
 C7 F
 E Hawai'i aloha ē

Hui:

F Bb F
 E hau'oli nā 'ōpio o Hawai'i nei
 F C7
 'Oli ē! 'Oli ē!
 F Bb F
 Mai nā aheahe makani e pā mai nei
 F C7 F
 Mau ke aloha, no Hawai'i

(Hui)

F Bb
 E ha'i mai kou mau kini lani e
 C7 F
 Kou mau kupa aloha, e Hawai'i
 F Bb F
 Nā mea 'ōlino kamaha'o no luna mai
 C7 F
 E Hawai'i aloha ē

(Hui)

F Bb
 Nā ke Akua E mālama mai iā 'oe
 C7 F
 Kou mau kualona aloha nei
 F Bb F
 Kou mau kahawai 'ōlinolino mau
 C7 F
 Kou mau māla pua nani ē

F Bb F
 E hau'oli nā 'ōpio o Hawai'i nei
 F C7
 'Oli ē! 'Oli ē!
 F Bb F
 Mai nā aheahe makani e pā mai nei
 F C7 F Bb C7 F
 Mau ke aloha, no Hawai'i

O Hawai'i, o sands of my birth
 My native home
 I rejoice in the blessings of heaven
 O Hawai'i, aloha

Chorus:

Happy youth of Hawai'i
 Rejoice! Rejoice!
 Gentle breezes blow
 Love always for Hawai'i

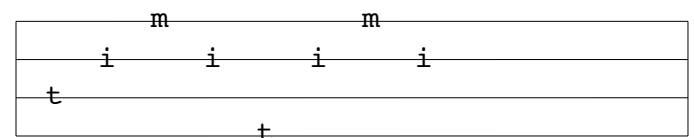
May your divine throngs speak
 Your loving people, o Hawai'i
 The holy light from above
 O Hawai'i aloha

God protects you
 Your beloved ridges
 Your ever glistening streams
 Your beautiful garden

Strumming pattern:

D D u u D u
 1 + 2 + 3 + 4 +

Picking pattern:



Itsy Bitsy Teenie Weenie Yellow Polka Dot Bikini

Brian Hyland (1960)

INTRO: / 1 2 3 4 /

[C]↓ Bop bop bop bop [F]↓ bop-bop-bop-bop [G7]↓ bop

She was a-[C]fraid to come out of the [Dm] locker [G7]
She was as [Dm] nervous as [G7] she could [C] be
She was a-[C]fraid to come [C7] out of the [F] locker
She was a-[C]fraid that some-[Dm]bo-[G7]dy would [C]↓ see

(Two three four tell the people what she wore) <muted cow bell ↓>

CHORUS:

It was an [G7] itsy bitsy teenie weenie [C] yellow polka dot bikini
[G7] That she wore for the [C] first time today
An [G7] itsy bitsy teenie weenie [C] yellow polka dot bikini
[G7] So in the locker she wanted to [C]↓ stay

(Two three four stick around we'll tell you more)

[C]↓ Bop bop bop bop [F]↓ bopbopbopbop [G7]↓ bop

She was a-[C]fraid to come out in the [Dm] open [G7] (ba-da-dup)
So a [Dm] blanket a-[G7]round her she [C] wore (ba-da-dup)
She was a-[C]fraid to come [C7] out in the [F] open (ba-da-dup)
And so she [C] sat bundled [Dm] up [G7] on the [C]↓ shore

(Two three four tell the people what she wore) <muted cow bell ↓>

CHORUS:

It was an [G7] itsy bitsy teenie weenie [C] yellow polka dot bikini
[G7] That she wore for the [C] first time today
An [G7] itsy bitsy teenie weenie [C] yellow polka dot bikini
[G7] So in the blanket she wanted to [C]↓ stay

(Two three four stick around we'll tell you more)

[C]↓ Bop bop bop bop [F]↓ bopbopbopbop [G7]↓ bop

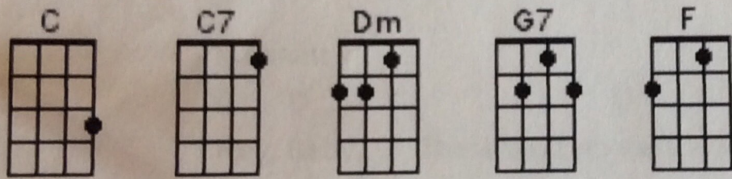
Now she's a-[C]fraid to come out of the [Dm] water [G7] (ba-da-dup)
 And I [Dm] wonder what [G7] she's gonna [C] do (ba-da-dup)
 Now she's a-[C]fraid to come [C7] out of the [F] water (ba-da-dup)
 And the [C] poor little [Dm] girl's [G7] turning [C]↓ blue

(Two three four tell the people what she wore) <muted cow bell ↓>

CHORUS:

It was an [G7] itsy bitsy teenie weenie [C] yellow polka dot bikini
 [G7] That she wore for the [C] first time today
 An [G7] itsy bitsy teenie weenie [C] yellow polka dot bikini
 [G7] So in the water she wanted to [C] stay [C]↓

From the locker to the [G7] blanket
 [G7] From the blanket to the [C] shore
 [C] From the shore to the [G7] water
 [G7] Guess there isn't any [C] more [C]↓ **Cha cha cha!**



MY GRANDFATHER'S CLOCK d - D u d - D u

Henry Clay Work (1876)

My [G] Grandfather's [D] clock was too [G] large for the [C] shelf
So it [G] stood 90 [D] years on the [G] floor [G]
It was [G] taller by [D] half than the [G] old man him-[C]self
Tho' it [G] weighed not a [D] pennyweight [G] more [G]
It was [G] bought on the morn, of the [C] day that he was [G] born
And was [G] always his [A7] treasure and [D] pride [D]
But it [G]↓ stopped - [D]↓ short - [G] never to go a-[C]gain
When the [G] old [D] man [G] died [G]

BRIDGE:

90 [G] years without [C] slumber-[G]ing [G] (tic toc tic toc)
His [G] life seconds [C] number-[G]ing [G] (tic toc, tic toc)
But it [G]↓ stopped - [D]↓ short - [G] never to go a-[C]gain
When the [G] old [D] man [G] died [G]

In [G] watching its [D] pendulum [G] swing to and [C] fro
Many [G] hours had he [D] spent as a [G] boy [G]
And in [G] childhood and [D] manhood the [G] clock seemed to [C] know
And to [G] share both his [D] grief and his [G] joy [G]
For it [G] struck 24 when he [C] entered at the [G] door
With a [G] blooming and [A7] beautiful [D] bride [D]
But it [G]↓ stopped - [D]↓ short - [G] never to go a-[C]gain
When the [G] old [D] man [G] died [G]

{ My [G] grandfather [D] said that of [G] those he could [C] hire
Not a [G] servant so [D] faithful he'd [G] found [G]
For it [G] wasted no [D] time and [G] had but one de-[C]sire
At the [G] close of each [D] week to be [G] wound [G]
Yes it [G] kept in its place, not a [C] frown upon its [G] face
And its [G] hands never [A7] hung by its [D] side [D]
But it [G]↓ stopped - [D]↓ short - [G] never to go a-[C]gain
When the [G] old [D] man [G] died [G] }

Then it [G] rang an a-[D]larm in the [G] dead of the [C] night
An a-[G]larm that for [D] years had been [G] dumb [G]
And we [G] knew that his [D] spirit was [G] pluming its [C] flight
That his [G] hour of de-[D]parture had [G] come [G]
Still the [G] clock kept the time, with a [C] soft and muffled [G] chime
As we [G] silently [A7] stood by his [D] side [D]
But it [G]↓ stopped - [D]↓ short - [G] never to go a-[C]gain
When the [G] old [D] man [G] died [G]↓

Yakety Yak

The Coasters

N/C **G**
Take out the papers and the trash
C
Or you don't get no spendin' cash
D
If you don't scrub that kitchen floor
G
You ain't gonna rock and roll no more
N/C
Yakety yak (don't talk back)

G
Just finish cleanin' up your room
C
And sweep the dust out with that broom
D
Get all that garbage out of sight
G
Or you don't go out Friday night
Yakety yak (don't talk back)

G
You just put on your coat and hat
C
And walk yourself to the Laundromat
D
And when you finish doin' that
G
Bring in the dog and put out the cat
Yakety yak (don't talk back)

G
Don't you give me no dirty looks
C
Your father's hip, he knows what cooks
D
Just tell your hoodlum friend outside
G
You ain't got time to take a ride
Yakety yak (don't talk back)